


the

wonderful

**WESTCHESTER**

by

**GRAVELY**



# SPECIFICATIONS

**ENGINE**  
**Engine Head:** Aluminum  
**Lubrication:** Pressure lubrication to Crank Shaft and Connecting Rod; pressure-fed lubrication to Valves and Rocker Arms; splash lubrication to Cam Shaft and Piston  
**Ignition:** Distributor ignition, automatic spark advance, 12-volt Starter-Generator controlled by key ignition switch  
**Air Cleaner:** Dry type  
**Governor:** Centrifugal type, belt-driven  
**Carburetor:** Carter, one-inch side draft

**TRANSMISSION**  
**Differential:** Hardened-steel-cut Bevel Gears, steel Worm, special alloyed bronze Worm Gear hardened steel two-speed Axle


**MAXIMUM FORWARD\* GROUND SPEEDS**  
 (At Engine Speed 3400 RPM)  
 Low Axle Range, Low Gear.....1.75 MPH High Axle Range, Low Gear.....3.55 MPH  
 Low Axle Range, High Gear.....2.40 MPH High Axle Range, High Gear.....4.80 MPH

\*Reverse speeds approximately 10 per cent slower in each range and gear setting.  
 To continue its program of quality and design improvement, the manufacturer reserves the right to change specifications, design, or prices without notice and without incurring obligation.

**Clutches:** Two double-acting cone type; one for forward and reverse, one for high and low, with special bonded lining to grey iron casting  
**Bearings:** Tapered roller or ball bearings at all important points  
**Lubrication:** Splash lubricated from same oil supply as Engine

**GENERAL**  
**Overall Length:** 74 3/4 inches  
**Overall Width:** 32 inches  
**Wheel Base:** 48 3/4 inches  
**Height over Steering Wheel:** 37 3/4 inches  
**Height to Top of Hood:** 35 inches  
**Tire Size:** 4:00 x 8 on wide-base Rim  
**Shipping Weight:** 900 pounds  
**Body:** Fiberglass-reinforced plastic

the wonderful WEST CHESTER



**GRAVELY**  TRACTOR DIVISION **Studebaker** CORPORATION

DUNBAR, WEST VIRGINIA 25064

**WM. A. SOMMER CO.**  
 GRAVELY TRACTORS  
 4000 So. Dixie Hwy. Lima, Ohio  
 Phone WY. 1-3898



## designed for those who demand the **ULTIMATE**


The wonderful Westchester . . . created by Gravely for those who demand the finest for their lawns and grounds.

Its Gravely-manufactured 12-horsepower engine, automotive-type transmission, and all-gear attachment drive are but a few reasons behind the Westchester's unequalled performance.

And performance that works for you every month of the year . . . unmatched versatility from attachments that run the cycle from lawn mowing to snow blowing.

Year after year the Westchester does your work as no other equipment can . . . enduring, unexcelled performance from a precision-built unit encased and protected in a dramatically-styled body of never-rust Fiberglass-reinforced plastic.

**POWER, PRIDE, PERFORMANCE**  
in one beautiful package



THE  
WESTCOH  
BY **GRAVELY**



WESTCHESTER  
GRAVELY

## designed for those who demand the ultimate in **POWER**

Your first look under the hood impresses you that here is power. Your first time behind the wheel leaves no doubt that the Westchester gives you power to spare . . . at your command instantly through controls grouped into a convenient driver's console.

The big 12-horsepower, overhead valve engine, designed and manufactured by Gravely expressly for the Westchester, comes up with all the power you'll ever need for your year-round lawn and grounds-care work.

You get usable power that gets to the job through precision-cut gears and splined-steel shafts . . . no power-robbing belts or chains are used to drive the Westchester.

## designed for those who demand the ultimate in **PERFORMANCE**

Just turn the ignition key to unlock a wide new vista of performance . . . unfaltering response to your every command.


You get sure-footed traction from the Westchester, even on steep slopes and snow and ice . . . the result of proper weight distribution over the front driving wheels. And independently-operated brakes let you curb slippage, giving you excellent traction even in mud or on wet grounds.

Unique rear wheel steering gives the Westchester amazing maneuverability—a turning radius of only eight feet. And Westchester maneuverability is enhanced by instant shifting between forward and reverse, plus a hydraulic lift to raise front-mounted attachments over obstacles.

Your choice of four speeds forward and four reverse lets you gear down for the difficult jobs and tight-space maneuvering . . . gives you the speed you want to zip right through your easier lawn and grounds-upkeep jobs.

## designed for those who demand the ultimate in **VERSATILITY**

The extent to which the Westchester does your year-round lawn and grounds-care jobs is strictly up to you. With a wide range of attachments powered by



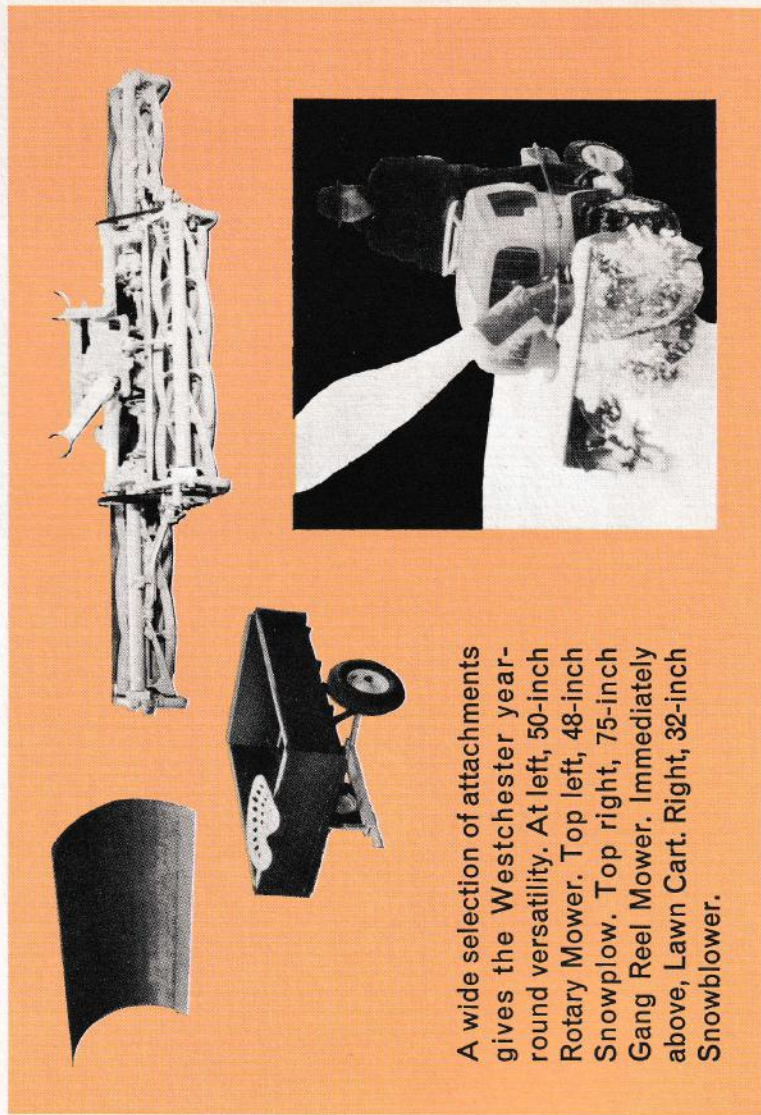

the Westchester, you get all the versatility you choose.

For keeping your beautiful lawn beautiful, the Westchester powers your choice of five mowing attachments, including the big 50-inch Rotary Mower and 75-inch Gang Reel Mower.

And for general grounds-keeping, among the Westchester's attachments you'll find a Lawn Roller, Seeder-Spreader, Lawn Sweeper, 20-gallon Sprayer, Cart, and Leaf-Away.

Your snow problem becomes no problem with the Westchester on the job, doing away with snow delay with the 32-inch Snowblower, 48-inch Snowplow, or 38-inch Power Brush.

With stamina to hold up under year-round operation, and attachments your year-round jobs require, the wonderful Westchester is your constant companion . . . not just a fair weather friend.



A wide selection of attachments gives the Westchester year-round versatility. At left, 50-inch Rotary Mower. Top left, 48-inch Snowplow. Top right, 75-inch Gang Reel Mower. Immediately above, Lawn Cart. Right, 32-inch Snowblower.